

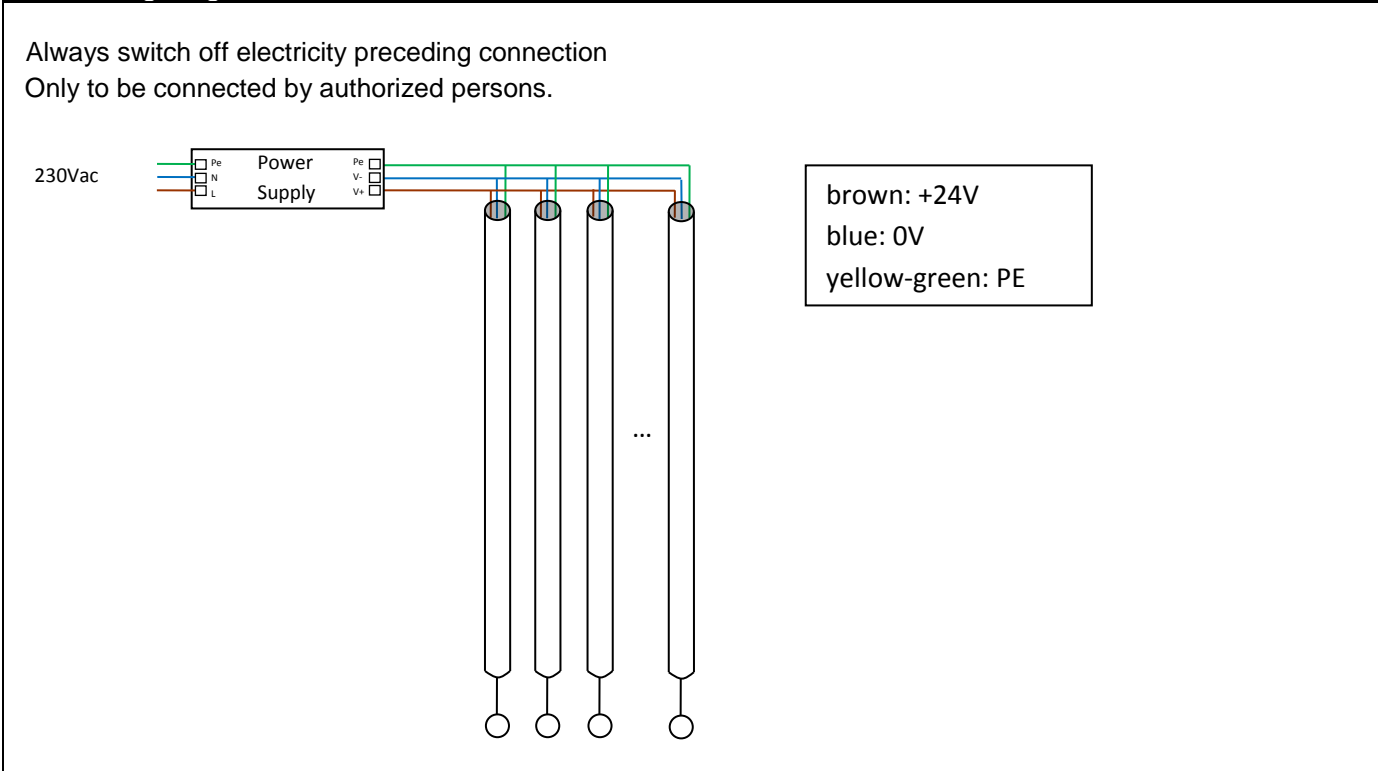
**1. Technical details**

Size	L: 140cm, D:2,5cm
Weight	1 kg
Lamp type	LED Warm White
Supply voltage	24V DC
Power max.	2W
IP rating	20 indoor use only
Protection class	3
Certification	CE
Mounting	Ceiling cable holder and, ceiling rosette included Only hang from a solid base using the appropriate fixing materials. Do not hang above a source of heat.

**2. Safety instructions READ BEFORE USE**

Only use in combination with an SELV 24VDC power supply.  
Do not connect to any other voltages.

**3. Wiring diagram**



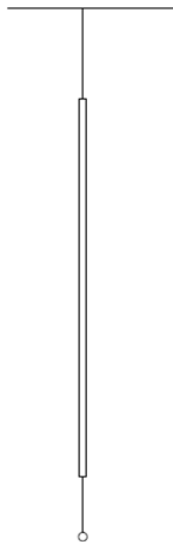
**4. Installation**

- 1. Without rosette**
- °Pull the electric cable through the hole in the ceiling and fix the cable with the cable holder (fig.c).
  - °Connect the cable to the power supply cable.

## 2. With rosette

- °Remove the metal holder (fig.a) from the rosette and screw(B) into the ceiling.
- °Pull the electric cable through the hole in the rosette(F) and fix the cable with the cable holder (fig.c).
- °Connect the cable to the power supply cable.
- °Re-attach the rosette to the holder with the included bolts(A).

1 : Without rosette



2 : With rosette

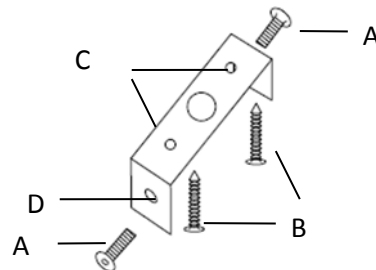
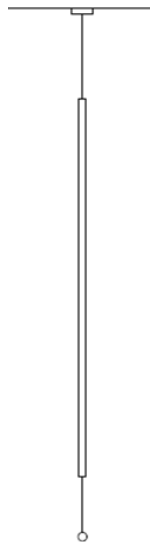


Fig.a holder rosette

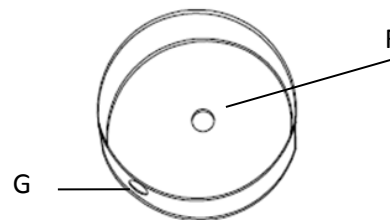


Fig.b rosette



Fig.c cable holder

- A. bolt
- B. screw
- C. hole screw
- D. hole bolt
- E. rosette
- F. hole electric cable
- G. hole bolt

## 5. Warranty

Eden Design's warranty obligations for this product are limited to the terms set forth below:

Eden Design, warrants this Eden Design-branded product against defects in materials and workmanship under normal use for a period of TWO (2) YEAR from the date of retail purchase by the original end-user purchaser ("Warranty Period"). If a defect arises and a valid claim is received within the Warranty Period, at its option and to the extent permitted by law, Eden Design will either (1) repair the defect at no charge, using new or parts equivalent to new in performance and reliability, (2) exchange the product with a product that is new or equivalent to new in performance and reliability and is at least functionally equivalent to the original product. Eden Design may request that you replace defective parts with new or refurbished user-installable parts that Eden Design provides in fulfillment of its warranty obligation. A replacement product or part, including a user-installable part that has been installed in accordance with instructions provided by Eden Design, assumes the remaining warranty of the original product or ninety (90) days from the date of replacement or repair, whichever provides longer coverage for you. When a product or part is exchanged, any replacement item becomes your property and the replaced item becomes Eden Design's property. Parts provided by Eden Design in fulfillment of its warranty obligation must be used in products for which warranty service is claimed.